

Speaking Difficulty

Rhyming Difficulties-2

Indicators of the Difficulty

- ❖ Refugee students have difficulties in producing rhyming words.

Learning Outcomes

By the end of the topic, second grade students will be able to:

- ❖ Produce a rhyming word.
- ❖ Increase awareness of words that rhyme and develop knowledge about rhyme.
- ❖ Recognize rhyming words.
- ❖ Listen and attend to the rhyming strings.
- ❖ Talk about words that rhyme and produce rhyming words.
- ❖ Listen to a wide variety of rhymes, poems, songs and rhyming stories.
- ❖ Join in with rhymes, poems, songs and rhyming stories.
- ❖ Complete a known rhyme.
- ❖ Generate rhyming words, supply a rhyming word for a given word and create a string of rhyming words (including nonsense words).

Learning Resources

Paper Resources :

- ◆ Student's Book- Handouts.

Visual Resources :

- ◆ Models.
- ◆ Visual & Audio aids
- ◆ Realia
- ◆ Flash Cards & Pictures

Electronic Resources:

- ◆ Mobile applications
- ◆ Computers
- ◆ YouTube videos
- ◆ Websites

Additional Resources

- ◆ Common Classroom materials

Intervention Strategies

◆ Game Based Learning



◆ Multisensory Approach (Audio-visual – Multimedia)



◆ Mobile Based Learning Mobile Applications (Mobile Apps)



Activities and Remediation Techniques


The teacher clarifies to the students some information about recognizing and producing rhyming words as follows:-

Rhyming Recognition:

- The teacher tells students "rhyming is when two words end in the same sound. For example, these words rhyme: cat—hat, chair—hair".
- It is easier to recognize rhyming words than to generate them. When students' rhyme has been established, the teacher can move to activities that involve children in generating rhymes.
- Rhyming words sound the same at the end. Look and book are rhyming words , too. But not at all words are rhyming words . Dog and door do not rhyme because dog ends with \og\ and door ends with \or\.



- The teacher and students would say the words "cat" "hat" and "tap", and students would identify "cat" and "hat" as the rhyming words.



مشروع صعوبات التعلم

Check whether students understand what you present through giving this exercise:-

*Recognizing
Rhyme*

I will say some words. You tell me if the words are rhyme or not:-

- *Sand-hand*
- *Hug- bug*
- *Box- fox*
- *Miss-tag*
- *Door-wish*
- *Clock - rock*

Rhyme Production

- Once students can match rhyming words and identify odd one out, they are ready to move into production. This can be challenging for some students, and a supported way to bridge them into this skill is sentence closure using sound cues to help generate the target word.

Activities of Rhyming









- The word **bat** ends with the sound **-at**. *What is another word that rhymes with bat, or has an ending sound that is the same as bat? Write two or three words with their pictures.*
- =====
- =====
- All you need for this activity are picture cards and/or word cards. You can draw simple pictures on notecards if you don't have picture cards in your classroom.
- There is a couple of different ways you can play this game. The first option is to have students match pictures based on if they rhyme. They can match pairs of pictures or make a whole stack of pictures that rhyme.
- The second option is to have students match the picture card to a rhyming word card. This gives them a little more practice with decoding CVC words. This option is a bit more advanced as they will use their phonics skills as well as their phonemic awareness skills.

مشروع صعوبات التعلم

This set of rhyming worksheets asks students to look at each picture and then draw a line to the picture on the other side of the page that rhymes.

Match the Pictures that Rhyme

Draw a line from each picture on the left to the picture of the thing that rhymes with it on the right.

Mobile Apps

- Use mobile application for helping students overcome any problem related to rhyming through training at home with their parents such as:-



- This application is a free application, students can download from (play store).
- After installing in your students' mobiles or tablets, they can use it without internet access.
- First, go to play store and write (Rhyming Word's in English) and click installing. Or click on this link and install it.
<https://play.google.com/store/apps/details?id=englishrhyming.word>

This app includes

- Rhyming Words in English.
- Many Rhyming Word's pronunciation.



Tips for Teachers



While dealing with the English language learning difficulties you should put into your considerations the following tips:-

- Keep in touch with your students .
- Believe in your students.
- Follow up with the students on the activities, tasks and assignments.
- Find ways to connect with your students through creating a follow-up WhatsApp group with students as a form of communication channel with them and their parents .
- Enhance motivation and positive attitudes among your students.
- In the case that one of the students does not respond to you , guide him \ her to the social and psychological support.